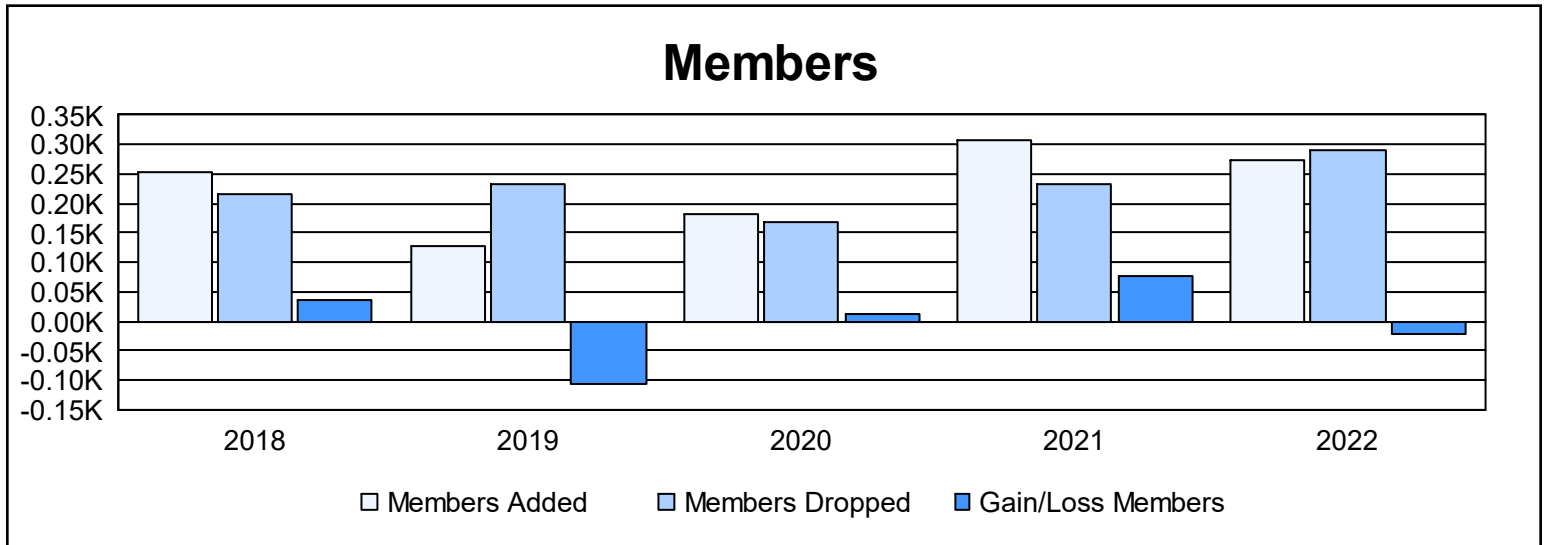
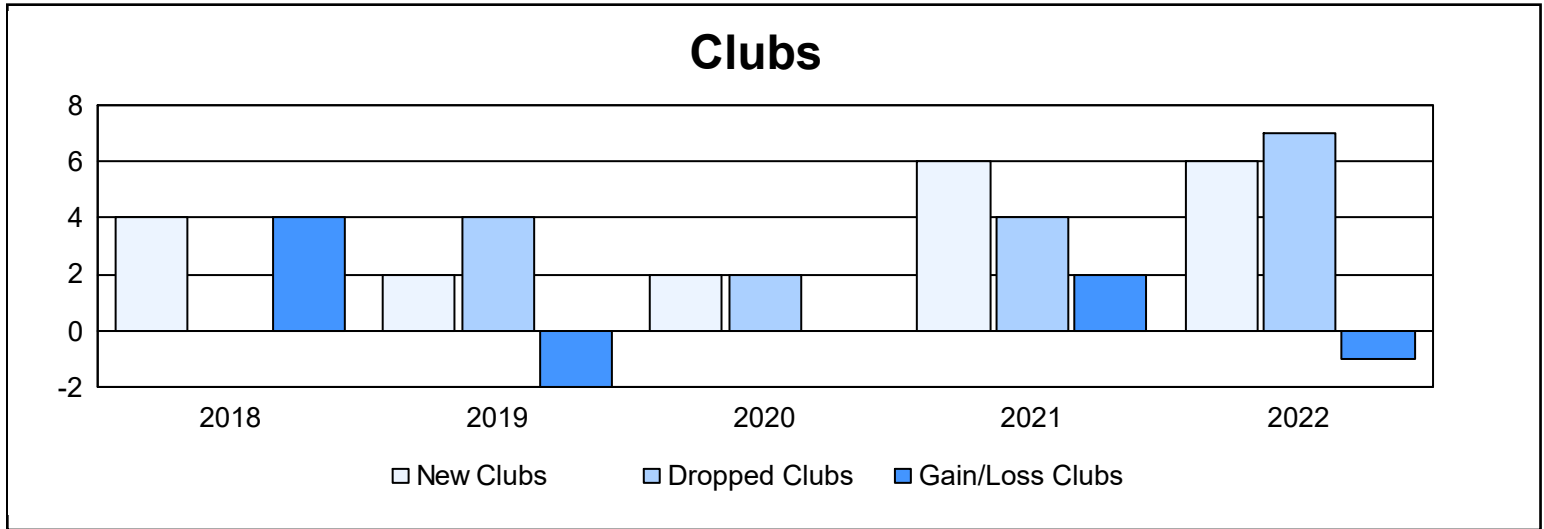
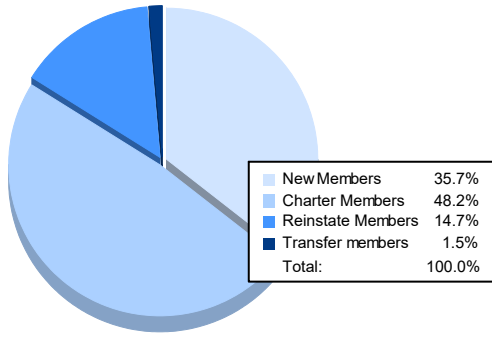


Year	New Clubs	Dropped Clubs	Gain/ Loss Clubs	New Members	Charter Members	Reinstate Members	Transfer Members	Total Member Added	Total Members Dropped	Gain/ Loss Members
2017-2018	4	0	4	150	87	8	8	253	217	36
2018-2019	2	4	-2	71	43	9	3	126	234	-108
2019-2020	2	2	0	123	37	11	10	181	170	11
2020-2021	6	4	2	153	112	42	1	308	232	76
2021-2022	6	7	-1	97	131	40	4	272	292	-20
<b>Average</b>	<b>4</b>	<b>3</b>	<b>1</b>	<b>119</b>	<b>82</b>	<b>22</b>	<b>5</b>	<b>228</b>	<b>229</b>	<b>-1</b>



### Membership Composition June 2022 Cumulative



### Gender Composition June 2022 Cumulative

